



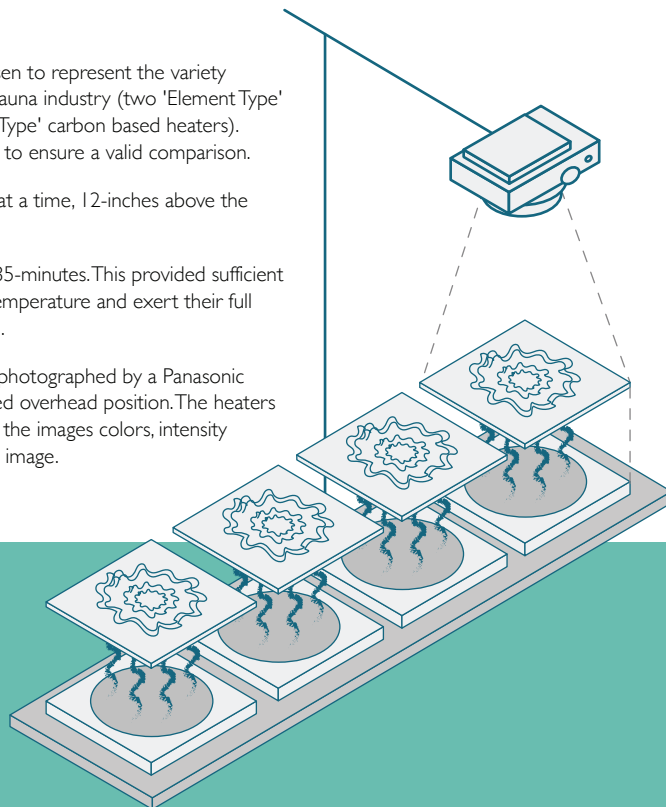
SAUNAS

# True Wave™ Far Infrared Heater Comparison Test

All Clearlight Sauna® models utilize our True Wave™ combination carbon/ceramic far infrared heaters, which emit the highest output of healing infrared heat available. We performed an objective test to measure the levels of infrared energy from a variety of available infrared heaters. The test utilizes a Cholesteric Liquid Crystal 'Test Screen' showing changes in color when heated.

## Test Procedure

- 1) Four infrared heaters were chosen to represent the variety of heaters used in the infrared sauna industry (two 'Element Type' ceramic heaters and two 'Panel Type' carbon based heaters). Heaters were of similar wattage to ensure a valid comparison.
- 2) The heaters were installed one at a time, 12-inches above the Liquid Crystal Test Screen.
- 3) Each heater was turned on for 35-minutes. This provided sufficient time to warm their maximum temperature and exert their full radiant effect on the Test Screen.
- 4) After each test, the Screen was photographed by a Panasonic LZ5SE digital camera from a fixed overhead position. The heaters infrared output was assessed by the images colors, intensity of the colors and the size of the image.



For more information:  
[infraredsauna.com](http://infraredsauna.com)  
(800) 798-1779

## Infrared Evaluation

### Color & Infrared Intensity

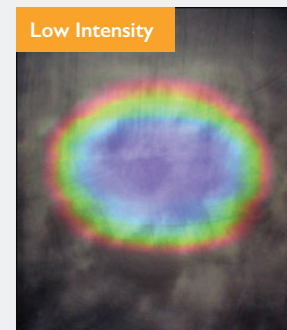
The different colored crystals represent the degree to which they have been heated by the infrared. Dark navy blue indicates the greatest intensity of Infrared heating at the optimal therapeutic wavelengths, then blue, green and red representing descending levels of infrared.

### Size

The size of the color image gages the size of a heaters Infrared projection. The size of the image indicated a heater's ability to surround your body with infrared.


## Conclusions

Test screening Images Represent the IR Emitters' Infrared Projection. Screens are 40"



**Low Intensity**  
Sand Filled Ceramic Tube Emitter

'Element Type' Ceramic heater displayed limited infrared intensity and projection.



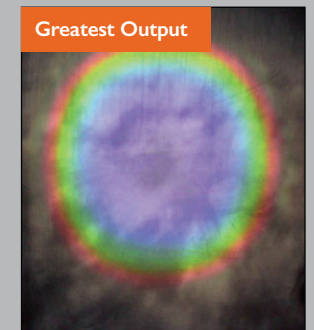
**Smallest Output**  
Carbon Panel Emitter

'Panel Type' Carbon-based heater displayed the least infrared output.



**Restricted Output**  
Concave Ceramic Emitter

Concave Ceramic heater displayed a narrow and limited amount of infrared exposure.



**Greatest Output**  
True Wave Carbon/Ceramic Emitter

Clearlight True Wave™ heater exhibited far greater infrared output at optimal wavelengths.

Clearlight True Wave™ far infrared heaters produce greater levels of far infrared at optimal wavelengths, produce less convection heat than Element Type heaters, and operate at a lower air temperature for greater effectiveness and comfort.

Bottom line, you will receive greater benefit faster with a Jacuzzi® sauna.